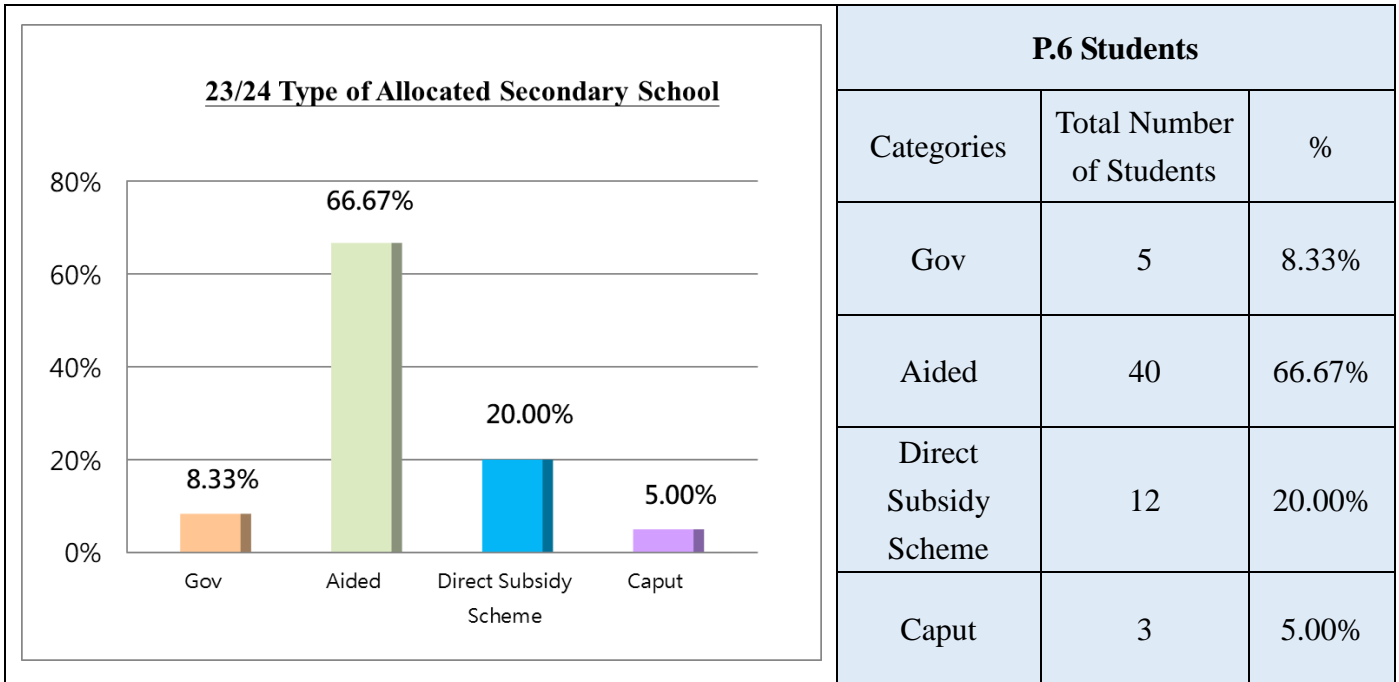


# Jordan Road Government Primary School

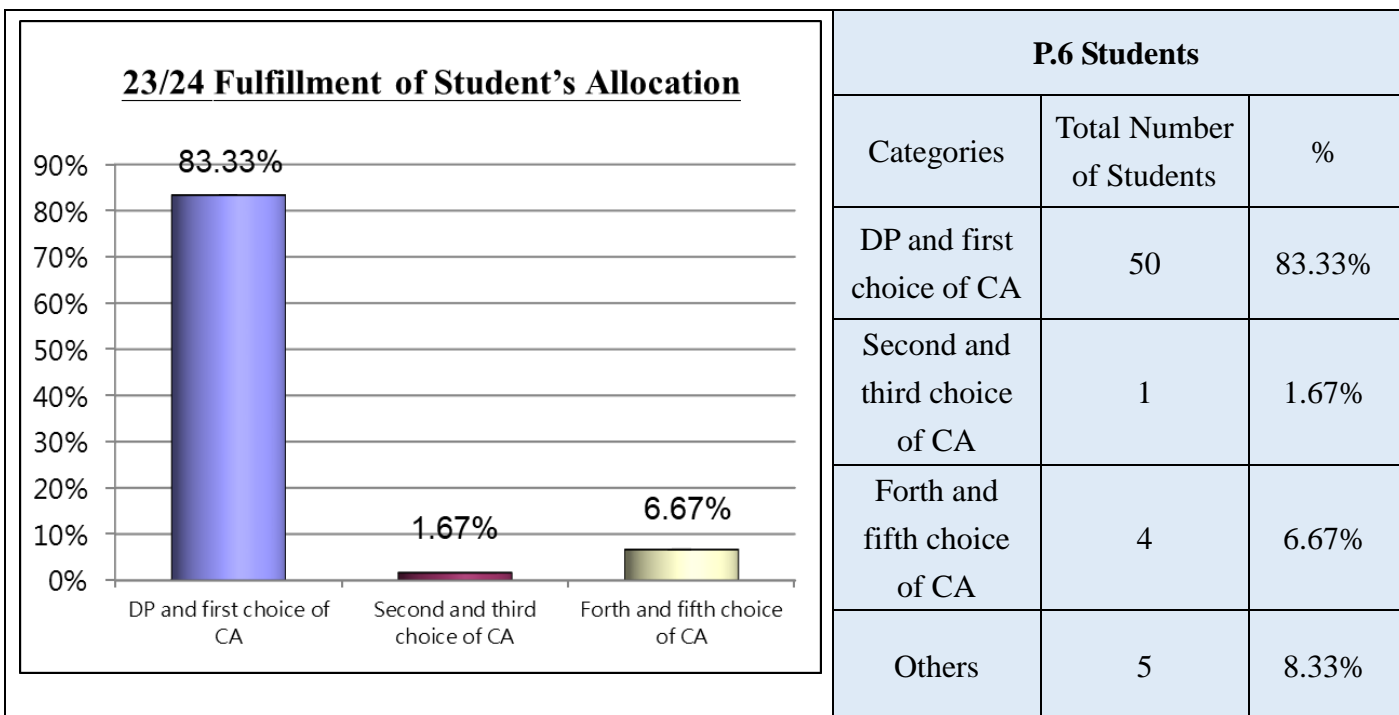
2023-2024

## SSPA Result

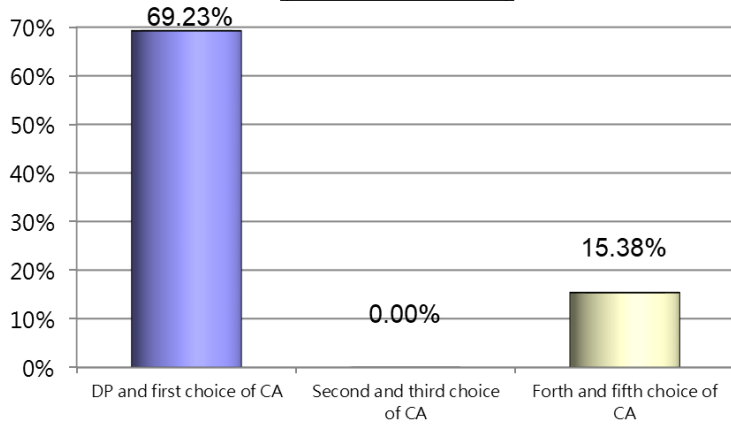
### 1. Type of Allocated Secondary School



### 2. Fulfillment of Student's Allocation



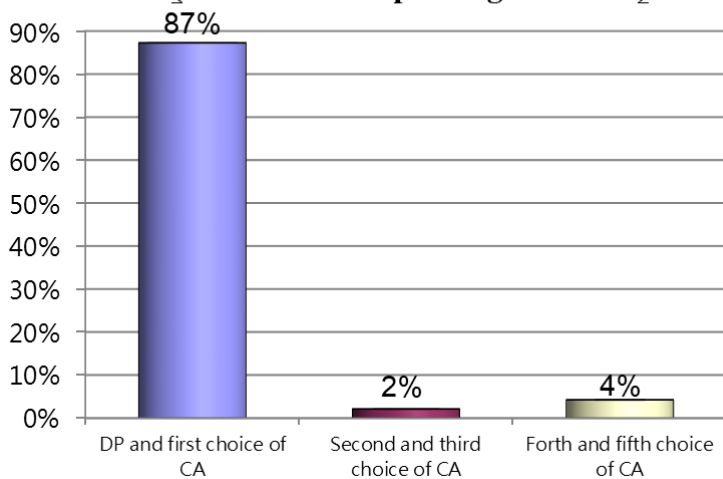
**23/24 Fulfillment of Student's Allocation  
(Chinese Students)**



**Chinese Students**

| Categories                    | Total Number of Students | %      |
|-------------------------------|--------------------------|--------|
| DP and first choice of CA     | 9                        | 69.23% |
| Second and third choice of CA | 0                        | 0.00%  |
| Forth and fifth choice of CA  | 2                        | 15.38% |
| Others                        | 2                        | 15.38% |

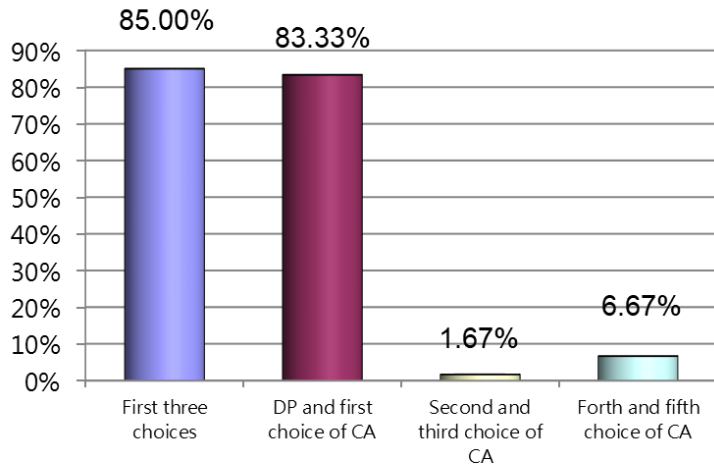
**23/24 Fulfillment of Student's Allocation  
(Non-Chinese Speaking Students)**



**Non-Chinese Speaking Students**

| Categories                    | Total Number of Students | %      |
|-------------------------------|--------------------------|--------|
| DP and first choice of CA     | 41                       | 87.23% |
| Second and third choice of CA | 1                        | 2.13%  |
| Forth and fifth choice of CA  | 2                        | 4.26%  |
| Others                        | 3                        | 6.38%  |

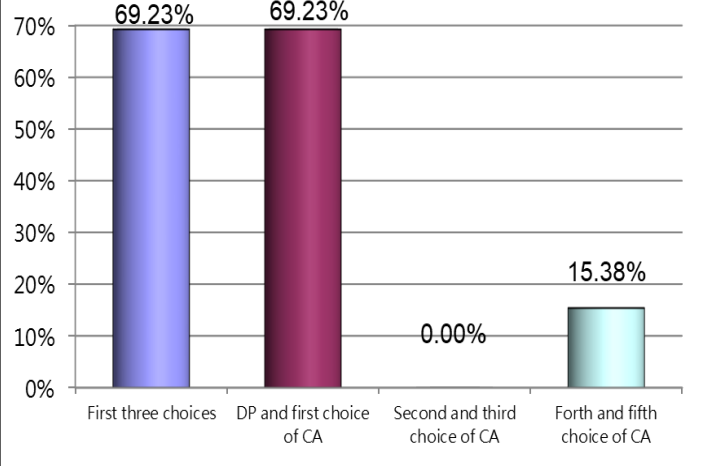
**23/24 Fulfillment of Student's Allocation**



**P.6 Students**

| Categories                    | Total Number of Students | %      |
|-------------------------------|--------------------------|--------|
| First three choices           | 51                       | 85.00% |
| DP and first choice of CA     | 50                       | 83.33% |
| Second and third choice of CA | 1                        | 1.67%  |
| Forth and fifth choice of CA  | 4                        | 6.67%  |

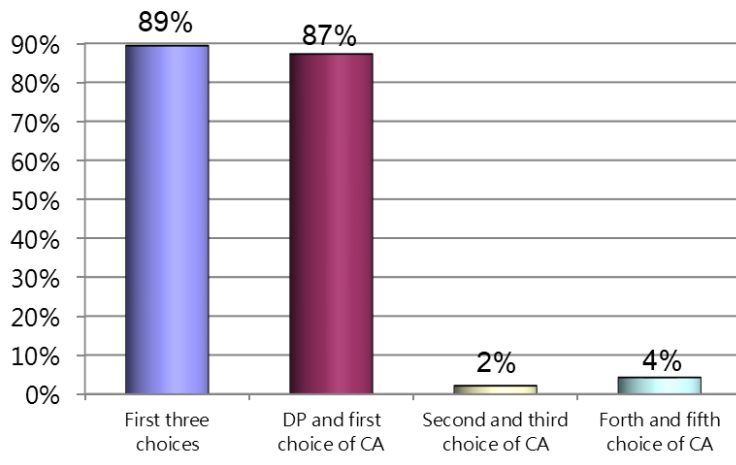
**23/24 Fulfillment of Student's Allocation (Chinese Students)**



**Chinese Students**

| Categories                    | Total Number of Students | %      |
|-------------------------------|--------------------------|--------|
| First three choices           | 9                        | 69.23% |
| DP and first choice of CA     | 9                        | 69.23% |
| Second and third choice of CA | 0                        | 0.00%  |
| Forth and fifth choice of CA  | 2                        | 15.38% |

**23/24 Fulfillment of Student's Allocation (Non-Chinese Speaking Students)**



**Non-Chinese Speaking Students**

| Categories                    | Total Number of Students | %      |
|-------------------------------|--------------------------|--------|
| First three choices           | 42                       | 89.36% |
| DP and first choice of CA     | 41                       | 87.23% |
| Second and third choice of CA | 1                        | 2.13%  |
| Forth and fifth choice of CA  | 2                        | 4.26%  |

### 3. Type of Allocated Secondary School

| <b>For all P.6 students</b>   |        |
|---|--------|
| <u>Government</u><br>Including: Queen Elizabeth School, Homantin Government Secondary School, Sir Ellis Kadoorie Secondary School (West Kowloon)  | 8.33%  |
| <u>Aided</u><br>Including: St. Mary's Canossian College, Hoi Ping Chamber of Commerce Secondary School, True Light Girls' College, Wah Yan College Kowloon, St. Joseph's Anglo-Chinese School, HK & KLN Chiu Chow Public Assn. Sec. School, ELCHK Lutheran Secondary School, Buddhist Wong Fung Ling College, Lung Kong WFSL Lau Wong Fat Secondary School, New Asia Middle School, Islamic Kasim Tuet Memorial College, Po Leung Kuk Tong Nai Kan Junior Secondary College, Yu Chun Keung Memorial College No.2, Lai Chack Middle School, SKH St. Benedict's School, Yan Chai Hospital No.2 Secondary School, CCC Kwei Wah Shan College, Lock Tao Secondary School | 66.67% |
| <u>Direct Subsidy Scheme</u><br>Including: HKMA David Li Kwok Po College, Scientia Secondary School, Delia Memorial School (Broadway), Delia Memorial School (Glee Path), Wai Kiu College   | 20.00% |
| <u>Caput</u><br>Including: SKH All Saints' Middle School  | 5.00%  |